





Getting Started on Double Head Shark Attack Multiplayer

INDEX :

Welcome to the world of Double Head Shark Attack Multiplayer

Introduction	4
Category	4
Modes of Game play	4
Engine Used	4
Characters Involved	4
Waterworlds	4
The Brazil Beach	5
The Brazil Map	5
The Mumbai Beach	6
The Mumbai Beach Map	6
The Antartica Ocean	7
The Antartica Ocean Map	7
Sharks	8
Bronge whaler Shark	8
Great White Double Head Shark	9
Hammer Head Shark.	10
Double Hammer Head	11
Gobline Shark.....	12
Zombie Shark	13
Terminator Shark.....	14
Megalodon Double Head Shark	15
Double head Tylosaurus Shark	16
Dino Shark.	17
Accessories of the Shark	18
Head accessories	18
King Crown.	18
Tribal Crown	19

Pirate Hat.....	19
Witch Hat	20
Head Phone.....	20
Leaf Crown	21
Wing Accessories	21
Thor Hammer	22
Spoon	22
Skate board	22
Magic Stick	23
Baseball Stick.....	24
Aqua Weapon.....	24
Sword.....	25
Wood weapon.....	25
Tape Recorder.....	26
Rugby Ball	26
Digger.	27
Axe.....	27
Tail Accessories.	28
Shield	28
Fan.....	29
Sword Belt	29
Boost.....	30
Ornament	30
Joker	31
Belt	31
Ring.....	32
Game Play.....	32
Single Player	33
Multiplayer	34



Getting Started on Double Head Shark Attack Multiplayer

Missions	34
Achievements	38
Upgrades	39
Gold	39
Diamonds	39
Profile.....	39
Available Platforms.....	40



Getting Started on Double Head Shark Attack Multiplayer

DOUBLE HEAD SHARK ATTACK

INTRODUCTION:

Sharks are among the most perfectly constructed creatures in nature. In this 3d game the player takes control of a Double head shark and goes on a frantic ocean rampage. There are more than 3 different water worlds where the player has to survive as long as possible by eating everything and everyone which comes in his way .Explore underwater worlds filled with delicious and exotic creatures!

CATEGORY:

Arcade – Simulation Game

MODES OF GAME PLAY:

1. Single Player
2. Multiplayer

ENGINE USED:

Unity

CHARACTERS INVOLVED:

There are 50+ characters, 10 sharks and 40+AI characters involved in the game

WATER WORLDS:

If there is magic on this planet, it is contained in water i.e. The water worlds. Experience the real fun in the fascinating Antarctica Ocean, Brazil Beach and City port Beach. Let's get to know about each world in detail. Check back soon for a few more incredible water worlds..

THE BRAZIL BEACH:



A beach is not only a sweep of sand, but shells of sea creatures, the sea glass, the seaweed etc. The Brazil Beach is the first location in Double head Shark attack. It has the unique prey out of all of the three areas in the game. The landscape is tropical, as there is sand, palm and coconut trees, and the sky of the Brazil beach is halfway cloudy. This place is a big tourist spot, as there are lots of humans such as tourists, jet skiers, divers.

THE BRAZIL BEACH MAP:



Play as a furious shark and show no mercy, Keep killing and never stop chomping.

THE MUMBAI BEACH:



Discover the sea life thriving in this busy City Plaza. The Bandra world sea in the Mumbai is the Second location in Double Head Shark Attack. It has awesome 3d Sea and beach environment. It has a Magical underwater environment .The prey includes Scuba Divers, Swimmers, Beach Goers, Fishermen, etc.

THE MUMBAI BEACH MAP:



Getting Started on Double Head Shark Attack Multiplayer

Explore the lush Bandra Beach, a vivacious central destination full of fresh, unwary victims.

THE ANTARTICA OCEAN:



The Antarctica Ocean is the third location in Double Head Shark Attack. This arena seems to be set at sunset in a mostly cloudy sky.. The atmosphere seems to be cold, as there is ice and you would see animals such as seals and penguins in these cold waters. The water is purplish blue and it has more exclusive prey, a gigantic size, deep sea creatures, underwater currents, unique birds, and marine plants.

THE ANTARTICA OCEAN MAP:



Just explore with your current shark, and collect Daily Chests as you visit them.

SHARK:

The shark is the Sea Monster and a mighty beast is ready to eat fish, humans and anything else in its path. There are 10 astonishing and breathtaking sharks in the Double head Shark attack.

1. Bronge Whaler Shark.
2. Great White Double Head Shark.
3. Hammer Head Shark.
4. Double Hammer Head.
5. Goblina Shark.
6. Zombie Shark .
7. Terminator Shark.
8. Megalodon Double Head Shark.
9. Double head Tylosaurus Shark.
10. Dino Shark.

1. BRONGE WHALER SHARK:



- The Bronze Whaler Shark is the first playable shark and it is unlocked upon entering the game for the first time.

Getting Started on Double Head Shark Attack Multiplayer

- It has adequate swimming abilities, and is generally able to swim against underwater currents to catch the prey. It has 10seconds of survival time and a speed of 20m and bite power of 9 (on a scale of 0-10).
- It Levels up quickly.
- Economical to upgrade.
- Easy to complete the missions.
- Can fit through the smallest gaps.
- Eats Small & Large Fishes, Swimmers, Policemen , Diver, Small Turtle ,Small Crab, Birds.etc
- Can upgrade its survival time, speed and bite power by purchasing it with gold.

2. Great White Double Head Shark :



- The Great White Double Head Shark is one of the powerful shark and the first double headed shark .
- It is an electrifying shark which makes the game interesting.
- It has a survival time of 15secs and Speed of 5 m and a bite power of 5 (on a scale of 0-10).
- Can withstand an attack from any enemy in the game.
- Eats Small & Large Fishes, Swimmers, Policemen , Diver, Small and Large Turtle ,Small and Large Crab , Birds.etc
- Can upgrade its survival time, speed and bite power by purchasing it with gold.
- It i is unlocked by Face book sharing.

3. Hammer Head Shark :



- The Hammerhead Shark is quite powerful, and can consume an immense range of prey.
- It has a Survival Time of 80Secs and a speed of 10m and bite power of 6 (on the scale of 0-10)
- Can consume multiple creatures at once.
- Doesn't get stuck in cramped spaces.

- Eats Small & Large Fishes, Swimmers, Policemen, Diver, Small and Large Turtle, Small and Large Crab, Birds and piranha fish.
- Can upgrade its survival time, speed and bite power by purchasing with gold.
- Explores the depths of the sea as well as approach the shore to hunt new prey.
- It is unlocked in two ways:
 - a. Free Unlock: Unlock by Completing the Targets to get the given bar level powered up.
 - b. Unlock by purchasing it with 45 diamonds

4. DOUBLE HAMMER HEAD SHARK:



- The Double Hammerhead Shark is perfectly powerful, and can consume a immense range of prey.
- It has a Survival Time of 20 Secs and a speed of 10m and bite power of 6 (on the scale of 0-10)
- It is the strongest, fastest, most powerful, and expensive shark.
- Eats Small & Large Fishes, Swimmers, Policemen, Diver, Small and Large Turtle, Small and Large Crab, Birds and piranha fish and Small Jelly.
- Can upgrade its survival time, speed and bite power by purchasing with gold.
- Dives down to the depths of the ocean and fight with other Sharks.
- It is unlocked in two ways:
 - a. Free Unlock: Unlock by Completing the Targets to get the given bar level powered up.
 - b. Unlock by purchasing it with 100 diamonds.

5. GOBLIN SHARK:



- The Goblin Shark is powerful, and a rare species of deep-sea **shark**.
- Grabs the prey in the mighty jaws to kill instantly like a great evil underwater predator, which is thirsty for blood.
- It has a Survival Time of 28Secs and a speed of 18m and bite power of 7 (on the scale of 0-10).
- Feed this vicious, ruthless, ferocious, brutal shark, because he has a very big appetite and wants to attack a lot.
- Eats Small & Large Fishes, Swimmers, Policemen, Diver, Small and Large Turtle, Small and Large Crab, Birds, piranha fish, small Jelly, small Octopus.
- Experience the underwater thrills with this fierce shark.
- Can upgrade its survival time, speed and bite power by purchasing with gold
- It is unlocked in two ways:
 - a. Free Unlock: Unlock by Completing the Targets to get the given bar level powered up.
 - b. Unlock by purchasing it with 200 diamonds

6. ZOMBIE SHARK :



- It has a Survival Time of 50 Secs and a speed of 10m and bite power of 7 (on the scale of 0-10).
- It is most powerful and expensive shark.
- Eats Small & Large Fishes, Swimmers, Policemen , Diver, Small and Large Turtle ,Small and Large Crab , Birds , piranha fish, small Jelly, small and large Octopus
- Can upgrade its survival time, speed and bite power by purchasing with gold
- Hunts fish down as a perfect real hunter king of the sea
- It is a furious shark and a survival hero
- It is unlocked in two ways:
 - a. Free Unlock: Unlock by Completing the Targets to get the given bar level powered up
 - b. Unlock by purchasing it with 400 diamonds

7. TERMINATOR SHARK:



- This shark has the power to transform itself to the size of a tiny fish and return to normal size
- This shark is gigantic, crazy and has freaky powers, cooler than ever just waits to attack the prey.
- It has High Power and Good Capabilities.
- It has a Survival Time of 30 Secs and a speed of 22 m and bite power of 8(on the scale of 0-10)
- Eats Small & Large Fishes, Swimmers, Policemen , Diver, Small and Large Turtle ,Small and Large Crab , Birds , piranha fish, small Jelly, small and large Octopus and Lion Fish
- It is one of the most dangerous wild animals in the sea waters.
- Can upgrade its survival time, speed and bite power by purchasing with gold
- It is one of the most expensive sharks.
- It is unlocked in two ways:
 - a. Free Unlock: Unlock by Completing the Targets to get the given bar level powered up
 - b. Unlock by purchasing it with 800 diamonds

MEGALODON DOUBLE HEAD SHARK:



- Double head Megalodon shark are mysterious and baddest shark of all. Once you unlock the Megalodon, you will be the king of the seas.
- Can eat most prey and all sharks.
- Huge amount of health and it is very fast shark.
- It has a Survival Time of 30 Secs and a speed of 25 m and bite power of 8(on the scale of 0-10)
- Eats Small & Large Fishes, Swimmers, Policemen , Diver, Small and Large Turtle ,Small and Large Crab , Birds , piranha fish, small Jelly, small and large Octopus ,Lion Fish and large jelly
- Can upgrade its survival time, speed and bite power by purchasing with gold
- It is unlocked in two ways:
 - a. Free Unlock: Unlock by Completing the Targets to get the given bar level powered up
 - b. Unlock by purchasing it with 1200 diamonds

DOUBLE HEAD TYLOSAURUS SHARK:



- Double Head Tylosaurus is the lizard like beast of the ocean waters
- *Tylosaurus* is one of the deadliest hunters.
- it has a long snout and hinged jaws, which gives it a fearsome bite.
- It has a Survival Time of 30 Secs and a speed of 26 m and bite power of 8(on the scale of 0-10)
- Eats Small & Large Fishes, Swimmers, Policemen, Diver, Small and Large Turtle, Small and Large Crab, Birds, piranha fish, small Jelly, small and large Octopus, Lion Fish, large jelly and Puffer fish.
- Can upgrade its survival time, speed and bite power by purchasing with gold
- It is unlocked in two ways:
- Free Unlock:
 - a. Unlock by completing the Targets to get the given bar level powered up
 - b. Unlock by purchasing it with 1600 diamonds

DINO SHARK:



- Dino shark is the new shark who swam straight from the Jurassic Period to smash everything in sight!
- This fierce dino shark is ready to spread terror in the ocean.
- It has a Survival Time of 30 Secs and a speed of 26 m and bite power of 8(on the scale of 0-10)
- Eats Small & Large Fishes, Swimmers, Policemen, Diver, Small and Large Turtle, Small and Large crab, Birds, piranha fish, small Jelly, small and large Octopus, Lion Fish, large jelly and Puffer fish.
- Can upgrade its survival time, speed and bite power by purchasing with gold
- It is unlocked in two ways:
- Free Unlock:
 - a. Unlock by Completing the Targets to get the given bar level powered up
 - b. Unlock by purchasing it with 2000 diamonds

ACCESSORIES OF THE SHARK:


Accessories are items that can be bought and equipped to the shark. They can be equipped to different areas on the shark; the Head, Wing and Tail. Some accessories require unlocking to be used. Most of the accessories however require purchase, using coins and gems. The price of each accessory generally varies based on effectiveness

HEAD ACCESSORIES:

Accessories worn on the shark's head.

1. King Crown
2. Tribal crown
3. Pirate Hat
4. Witch Hat
5. Head Phones
6. Leaf Crown

KING CROWN:



Crown equipped is often seen as a sign of skill or success in the game. It is equipped in the 'head slot' of the equipped shark. This red funky king crown makes the sea monster look like the Real king of the Ocean. To equip this Dashing king crown find it in the ocean or purchase it with 15 Diamonds.

TRIBAL CROWN:



To make the shark look incredible try this exclusive tribal hat by finding it all in the ocean Or purchase it with 20 diamonds. Fulfill your fantasy of being a tribal king by equipping this tribal hat to your shark..Gear up your shark and start hunting.

PIRATE HAT:



Getting Started on Double Head Shark Attack Multiplayer

Prepare the shark to become the pirate of the ocean for a while . Discover this stylish pirate hat all over in the ocean or purchase it for 25 diamonds. Acquire this trendy pirate headpiece and move around the ocean and become the joyous Pirate shark.

WITCH HAT:



Celebrate Halloween in the ocean .Explore the ocean look over for this contemporary witchy hat or Buy it for 30 diamonds. Put on this witchy skimmer to the shark and start Munching.


HEAD PHONES:



Getting Started on Double Head Shark Attack Multiplayer

Music is the strongest form of magic. Help shark to listen to the new age jazz music by finding the headset from the ocean or purchase it for ₹65. Let the shark have some entertainment while chasing the prey.

LEAF CROWN:



Generally leaf crown is worn during festivals. It is a dainty beautiful crown made of high-quality artificial leaves. Help the shark celebrate its food festival in the deep oceans .Discover the leaf crown in the ocean or purchase for ₹130. Equip this beautiful headgear and munch on.

WING ACCESSORIES:

Accessories worn on the shark's Wings.

1. Thor Hammer
2. Spoon
3. Skate board
4. Magic Stick
5. Baseball Stick
6. Aqua Weapon

7. Sword
8. Wood weapon
9. Tape Recorder
10. Rugby Ball
11. Digger
12. Axe

THOR HAMMER:



Whosoever holds this hammer, if he be worthy, shall possess the power of Thor. Guide the shark find this powerful Thor hammer in the ocean or purchase for 1500 diamonds.

SPOON:



Getting Started on Double Head Shark Attack Multiplayer

Get the Shark Stuffed with this Spoon .Food is essential for the sharks life therefore makes it good with this spoon. Be the helping hand to the shark in perceiving this amazing spoon in the ocean or procure this with 20 diamonds

SKATE BOARD:



Never be late to do something interesting, feel the power that comes focusing on what excites you. Make the hunt more interesting and set a trend for new age water hunting with this colorful skate board, assist the shark to make out with this skate board by finding it in the ocean or purchase it with 25 diamonds.

MAGIC STICK



Getting Started on Double Head Shark Attack Multiplayer

Explore the fascinating underwater world with this astonishing magic stick, radiate the magic over the ocean. Buck the shark to find the stick in the water or purchase it for 30 diamonds.

BASEBALL STICK:



Help the shark in being defensive from all other giant creatures of the water and remaining sharks. Encourage the shark to locate this baseball stick in the ocean or purchase it with 35 diamonds.

AQUA WEAPON:



Getting Started on Double Head Shark Attack Multiplayer

Call on shark a powerful animal when held this ultra powerful aqua weapon. Stimulate the shark recognize this aqua weapon in the ocean make the hunt for hunger more interesting. . Help the shark to locate this Aqua weapon in the ocean or purchase it with 40 diamonds.

SWORD:



If you don't try you will never know the pleasure of the shark holding a sword. Be the warrior of water and sweep off all the prey. . Support the shark to notice this sword in the ocean or purchase it with 45 diamonds.

WOOD WEAPON:




Holding a wood weapon is always the fanciest thing for a shark. Hunger hunt with wood weapon is so lively. Lend a hand for the shark to encounter this prodigious wood weapon in the ocean or purchase for 50 diamonds.

TAPE RECORDER :



Music is the higher power, Let shark have some entertainment during chasing the prey . Equip this trendy Tape recorder to the shark by finding it in the ocean or purchase it with 55 diamonds.

RUGBY BALL :



Allow the shark to be a hooligan, help it being abnormal playing rugby in water while chasing for the prey. Co-operate with the shark finding the rugby ball in the huge water world or purchase it for 60 diamonds.

DIGGER:



Assault the prey with a trendy digger in the hand. Be of use to the shark to expose this digger in the ocean or purchase for ₹ 65.00.

AXE:



Be the knight of the water world by possessing this defensive weapon axe. Make the shark run across the ocean and find the axe or buy it for ₹130.00.

TAIL ACCESSORIES:

Accessories usually worn on the shark's Tail.


1. Shield.
2. Fan.
3. Sword Belt
4. Boost
5. Ornament
6. Joker
7. Belt
8. Ring

SHIELD:



Experience life as a shark in the ultimate test of survival. Adorn the shark with this stylish shield and make the shark look more beautiful. Find the shield in the ocean or purchase it for 15 diamonds.

FAN:



Find the fan in the deep ocean to decorate the shark tail, also can purchase the fan for 20 diamonds.

SWORD BELT:



Suit up the shark with the royal sword belt and do something great in this attire. Discover the sword belt in the ocean to decorate the tail of the shark or get it by purchasing for 25 diamonds.

BOOST:



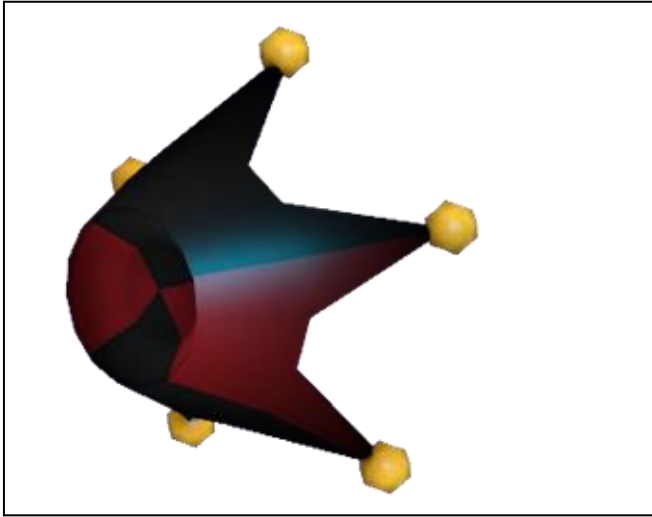
Boost up the Speed of the shark with this boost wings. Search them in the water world to decorate the tail of the shark or purchase it for 30 diamonds.

ORNAMENT:



Shark is the most dangerous animal in the world and makes it beautiful too by decorating the shark tail with this funky ornament. Find the ornament in the water world or get it for 35 diamonds.

JOKER:




Get ready to show the comic side the shark. Dress up the shark with the joker wear by finding it in the ocean or buy it for 40 diamonds.

BELT:



Confidence is like a **belt** worn around the waist. Build up some confidence in the shark by edorning it the tail of it. Search the belt in the ocean to edorn or purchase it for ₹65.00

RING:



Enhance the beauty of the shark with a stylish Ring to its tail. Find this trendy one in the waters or buy it for ₹ 130 .00

GAMEPLAY:

This game can be played in two modes.

1. Single Player
2. Multiplayer

SINGLE PLAYER:

The game sessions begin with the chosen shark in flashing towards in the water. The general aim of the game session is to survive for as long as possible, whilst earning as many points as possible. The game will give you a variety of interesting laurels as you achieve, eat, and take

Getting Started on Double Head Shark Attack Multiplayer

damage from things. The boundaries of the game area are at the far left and right of the game area..

Apart from surviving as long as possible and earning the highest score, there are several side objectives. Every shark has its own set of missions, specific objectives. That can be completed There are also sunken objects, which are various items such as accessories of the shark that are hidden all over the game area. Finding these objects rewards generous coin bonuses. Each Shark has been weaponries with creative powers like they can shrink themselves to survive and hunt. These simulator sharks are gigantic, crazy, freaky powers and cooler than ever just waiting to attack their prey.



MULTIPLAYER:

This is a golden opportunity to play the same game with your friends. Collect each letter to unlock the hidden word. Each the other sharks to steal the letters from them . Explore the ocean hunt other multiplayer. Search and eat words in the ocean to complete the target. A map is shown to the right bottom of the screen showing the players movements.

This is the unique multiplayer feature with the brainy quiz to unlock your sharks along with your IQ levels.

This is an exclusive game where the small shark can also eat the sharks larger than it . For

Getting Started on Double Head Shark Attack Multiplayer

example if a small shark wanted to eat a shark bigger than it then it has to bite the shark for backwards .After biting certain times the shark will die .



MISSIONS:

Missions are tasks which are assigned to the sharks .These missions give rewards of coins when completed. Missions are assigned based on the level of the user. The user level is increased after completion of every 7 tasks. Difficulty of the task is increased based on the user level.

SI No	Tasks	Reward Gold Given after Completing Mission
1	Eat 5 Small Crabs	50
2	Find	60
3	Jump 5 times	50
4	Earn 100 Gold	80
5	Score 1000 or More	80
6	Survive 120sec	100
7	Find King Crown	100
8	Eat 15 Small Fishes Wearing King Crown	100
9	Eat 6 Ducks in Single Go.	120

10	Swim 2500m Wearing King Crown.	120
11	Earn 200 Gold in Single Go.	120
12	Score 2000 or More.	130
13	Jump 9 times	130
14	Find Shield	150
15	Survive 180sec wearing Shield.	150
16	Swim 3000m wearing shield.	150
17	Earn 250 Gold in Single Go	150
18	Jump 11 times wearing Shield	150
19	Score 3500 or More wearing King Crown & Shield.	180
20	Eat 4 Swimmers.	180
21	Find Thor Hammer.	190
22	Eat 3 Police Wearing Thor Hammer.	190
23	Eat 5 Divers Wearing Thor Hammer.	200
24	Earn 350 Gold	200
25	Survive 240sec Wearing Thor Hammer.	210
26	Eat 15 Small Turtles Wearing Thor Hammer in Single Go	210
27	Eat 5 Police in 180sec Wearing Thor Hammer.	210
28	Find Tribal Hat.	220
29	Eat 5 Medium Turtles wearing Tribal Hat	230
30	Swim 5000m wearing Tribal Hat	230
31	Eat 10 Medium Crabs wearing Thor Hammer	240
32	Survive 320sec wearing Thor Hammer	240
33	Eat 25 Small Fishes wearing Shield	250
34	Kill 10 Police in Single Go	250
35	Find Fan Blade	260
36	Kill 10 Divers using Fan Blade	270

37	Eat 15 Ducks in Single Go	270
38	Survive 270sec from attacking fishes using Fan Blade	280
39	Wear FanBlade and Jump 11 times	280
40	Earn 420 Gold using Fan Blade	280
41	Eat 15 Swimmers in Single Go	280
42	Find Spoon	290
43	Kill 15 Medium Turtles using Spoon	300
44	Kill 25 Medium Crabs	300
45	Eat Shark1	310
46	Eat 25 Swimmers in 320sec	310
47	Survive 320sec using Spoon	310
48	Eat 75 Small Fishes in Single Go wearing Spoon	320
49	Find Pirate Hat	330
50	Wear Pirate Hat & Eat 9 birds	340
51	Wear Pirate Hat & Jump 13 times	340
52	Wear Pirate Hat & Eat 25 Swimmers	350
53	Wear Pirate Hat & Survive 380sec	350
54	Eat 100 Small Fishes in Single Go	360
55	Wear Pirate Hat & Earn 450 Gold	360
56	Find Sword Belt	370
57	Eat 5 Piranah Fishes	380
58	Wear Sword Belt & Eat 12 birds	380
59	Wear Sword Belt & Eat 10 Police	390
60	Wear Sword Belt & Survive 380sec	390
61	Earn 500 Gold in Single Go	390
62	Wear Sword Belt & Eat 250 Small Fishes	390
63	Find Skate Board	400
64	Eat 10 Piranah Fishes	410
65	Eat 15 Birds in SingleGo	410
66	Wear Skate Board & Eat 25	420

Getting Started on Double Head Shark Attack Multiplayer

	Swimmers	
67	Wear Skate Board & Survive 420sec	420
68	Wear Skate Board & Earn 500 Gold	420
69	Wear Skate Board & Eat 15 Divers	430
70	Find Witch Hat	440
71	Score 10000 or More	450
72	Wear Witch Hat & Eat 50 Small Crabs	450
73	Wear Witch Hat & Eat 40 Small Turtles	460
74	Eat 15 Piranah Fishes	460
75	Eat 15 Police	470
76	Wear Witch Hat & Swim 10000m	470
77	Find Boost	480
78	Wear Boost & Eat 500 Small Fishes	490
79	Score 15000 or More	490
80	Wear Boost & Eat 30 Swimmers	490
81	Wear Boost & Eat 25 Large Crabs	500
82	Eat 21 Piranah fishes	500
83	Wear Boost & Eat 15 Divers	510
84	Find Magic Stick	520
85	Eat 10 Small Jelly Fishes	530
86	Wear Magic Stick & Swim 10000m	530
87	Score 16000 or More	540
88	Wear Magic Stick & Eat 15 Police	540
89	Wear Magic Stick & Eat 25 Large Turtles	550
90	Eat 555 Small Fishes	550
91	Find Head Phones	560
92	Eat 26 Piranh Fishes	570
93	Wear Head Phones & Eat 15 Small Jelly Fishes	570
94	Eat 25 Divers	580

95	Wear Head Phones & Eat 41 Swimmers	580
96	Score 17000 or More	590
97	Wear Head Phones & Eat 45 Large Crabs	600
98	Find Ornament	610
99	Eat 600 Small Fishes	620
100	Wear Ornament & Eat 21 Piranah Fishes	620
101	Wear Ornament & Eat 75 Small Crabs	630
102	Score 18000 or More	630
103	Wear Ornament & Swim 11000m	640
104	Wear Ornament & Eat 75 Small Turtles	650
105	Find Baseball Stick	660

ACHIEVEMENTS:

The following is the list of descriptions for achievements

S.no	Description	S.no	Description
1	Complete 5 Missions	20	Play on 15th Day
2	Unlock Great White Double Head	21	Complete 400 Missions
3	Complete 25 Missions	22	Unlock Terminator Shark
4	Play on 3rd Day	23	Complete 450 Missions
5	Complete 50 Missions	24	Play on 25th Day
6	Unlock Hammer Head	25	Unlock Megalodon Double Head
7	Complete 75 Missions	26	Complete 500 Missions
8	Play on 5th Day	27	Play on 30th Day
9	Complete 100 Missions	28	Unlock Tylosaurus
10	Unlock Double Hammer Head	29	Complete 750 Missions
11	Complete 150 Missions	30	Unlock Dino Shark
12	Play on 7th Day	31	Unlock All Head Decorations
13	Complete 200 Missions	32	Unlock All Tail Decorations
14	Unlock Goblina	33	Unlock All Hand Decorations
15	Complete 250 Missions	34	Complete 750 Missions
16	Play on 10th Day	35	Complete 1000 Missions
17	Complete 300 Missions		



Getting Started on Double Head Shark Attack Multiplayer

18	Unlock Zombie Shark		
19	Complete 350 Missions		

UPGRADES:

The user has an option of upgrading the shark through gold coins and diamonds.

GOLD:

The currency in the game is gold.

Single player:

Gold is earned by completing all the missions the user is given. It can also be earned at bonus level and also by eating gold fishes.

Multiplayer:

Gold can be earned by collecting all the given letters and forming the appropriate word.

Play for every 24 hours to receive a daily bonus of exciting offers like earning free gold diamonds and daily bonus. Spend the gold you earn to upgrade your shark.

DIAMONDS:

Initially free 10 diamonds are given as reward. Diamonds are to be earned by collecting them in the ocean. It is used to buy accessories for the shark. Diamonds can be used to respawn the life of the shark both in single and multiplayer game.

There is an availability of conversion of gold to diamonds and vice versa to purchase or upgrade the shark.






PROFILE:

It includes the details of the user .If the user connects to facebook it displays the facebook profile picture.

Getting Started on Double Head Shark Attack Multiplayer

There is an option for the user to change their name, it also displays the total missions unlocked, user's game play level, high score, accessories unlocked, No. of sharks unlocked, total gold and diamonds etc.

AVAILABLE PLATFORMS:

Android		- Available
Face book		- Available
IOS		- Releasing soon
Steam		- Coming soon
XBOX		- Coming soon

Like, Share & Follow us on Facebook, Instagram & Twitter

FACEBOOK: <https://www.facebook.com/mtsfreegames/>

TWEET Us: <https://twitter.com/mtstudio2015>

YOUTUBE:- <https://www.youtube.com/bigcodegames>

INSTA Us: [Instagram.com/bigcodegames](https://www.instagram.com/bigcodegames)

CHANNEL & VIDEOS:

You can subscribe us on our YOUTUBE Channel for updates & new game notifications!!!!



Getting Started on Double Head Shark Attack Multiplayer