



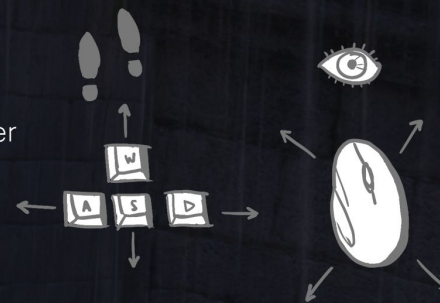
USER MANUAL

THANK YOU FOR YOUR SUPPORT! :D

BASIC CONTROLS

Move your character:

Use the WASD keys and mouse to move your character around the game world. Scroll mouse to zoom in-out.

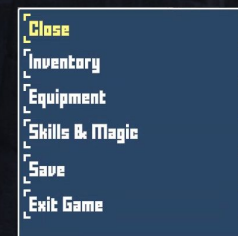


Interact:

Press the Spacebar to interact with objects in the game, such as opening doors, talking to other characters, or picking up items.

Open the menu:

Press F1 to open the in-game menu.



Save and exit the game:

Within the menu, you can choose to save your progress or exit the game by using the arrow keys or moving the mouse to the corresponding options and pressing the interact button (e.g., Spacebar or clicking the mouse).


INVENTORY - EQUIPMENTS

Accessing Inventory and Equipment

- Press F1 to open Menu.
- From there, you can select Equipment and then choose your character's name to equip weapons, armor, and accessories. Or you can access the Inventory menu to do the same (select the item and select the character you want to equip)
- Equipping weapons, armor, and accessories will increase your character's strength and provide various bonuses.
- Some accessories may offer protection against negative status effects like poison or curses, providing additional benefits beyond stat boosts.

Using Potions

- Within your inventory, locate the potions you want to use (e.g., health or mana potions).
- Select the potion and use it on your character to restore health or mana as needed.



BATTLES

Selecting Actions

When it's your character's turn, you can choose actions from the menu on the left side of the screen.

Available actions include:

- **Attack:** Perform a regular attack on the enemy.
- **Spells:** Cast offensive spells to damage enemies.
- **Skills:** Execute special combat skills for powerful attacks.
- **Support:** Cast defensive spells to protect yourself or allies.
- **Items:** Use supportive items like health potions or mana potions.
- **Defend:** Take a defensive stance to reduce incoming damage.
- **Escape:** Attempt to flee from the battle.



Navigating through Battle menu

- If the options extend beyond the display window, you can use the up and down arrow keys to scroll through all available actions, or use the scroll bar with the mouse.
- Navigate to the desired action using the arrow keys and press Spacebar to execute, or you can choose using the mouse.



Thanks for playing the game! :D

Gayeti team